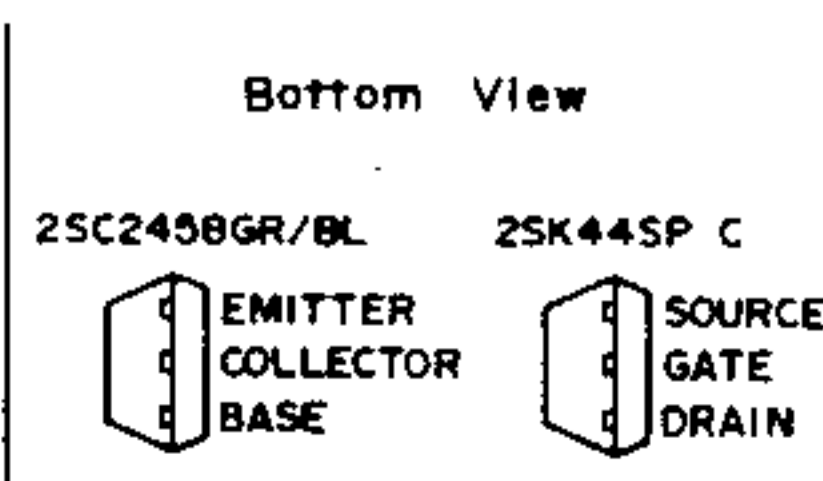
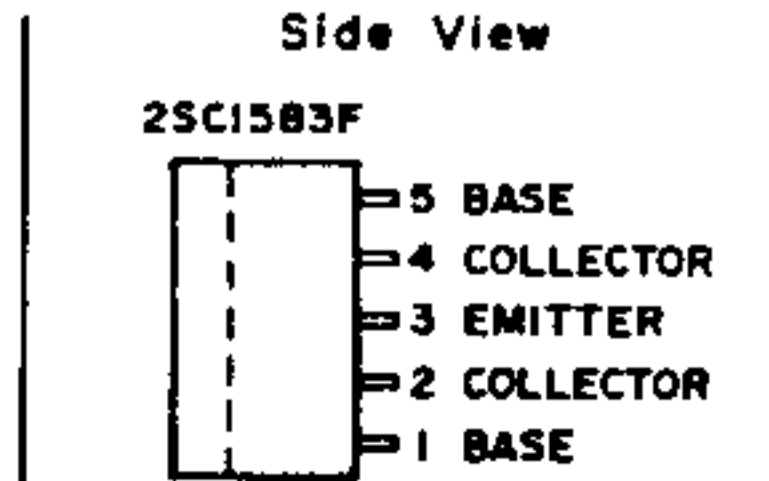
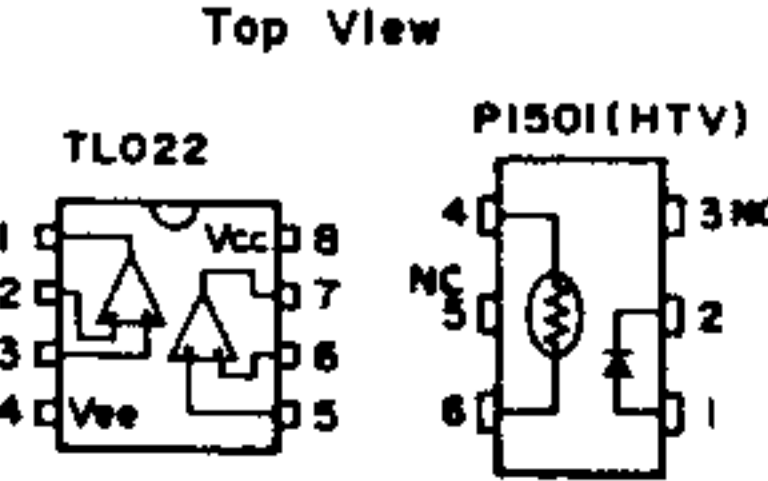


IC, TR, D List

IC 1, 2, 3	TL022CP
Q 1, 2, 3, 4	2SK445P C
Q 5, 6, 7, 8	2SC2458GR C
Q 9	2SC1583F
D 1~8	1S1588
P 1, 2	PI501(HTV)



CAUTION: This schematic diagram is a normal standard one. The parts rating and/or schematic diagram will be changed without notice.

NOTES

- ▲: CERAMIC capacitor. All ceramic capacitors are above 25V rating.
- : FILM capacitor. All film capacitors are above 50V rating.
- NP: NON POLAR capacitor.
- T: TANTALUM capacitor.
- And all capacitors are ELECTROLYTIC capacitors, unless otherwise indicated.
- Unless otherwise indicated: Resistance in Ω, K=KΩ, M=MΩ
- Resistors, 1/4W ±5% rating.
- Capacitance in P=pF, μ=μF